

Arizona Statewide Family Engagement Center Project



Using Explore AZ Schools

Parent Training

Site Home Page:



Explore ARIZONA SCHOOLS



Looking at schools for your child?

Learn more about the education options for your family, from pre-k to high school. Explore schools in your Arizona community or search by the factors that are most important to you.

- English Language Arts scores
- Math scores
- Student demographics
- Full or half-day kindergarten
- A-F School Letter Grades
- More



<http://readonarizona.org/data-tools/explore-az-schools/>

Getting Started:

Search Location:

OR

Search School:

Looking at schools for your child?

Learn more about the education options for your family, from pre-k to high school. Explore schools in your Arizona community or search by the factors that are most important to you.

- English Language Arts scores
- Math scores
- Student demographics
- Full or half-day kindergarten
- A-F School Letter Grades
- More



Address, City or Zip

Search by Location



Select a School


Search by School

Near Work or Home – Enter City or Zip:

Looking at schools for your child?

Learn more about the education options for your family, from pre-k to high school. Explore schools in your Arizona community or search by the factors that are most important to you.

- English Language Arts scores
- Math scores
- Student demographics
- Full or half-day kindergarten
- A-F School Letter Grades
- More



Search by Location




Search by School

Choose a Specific Location – Enter Address:

Looking at schools for your child?

Learn more about the education options for your family, from pre-k to high school. Explore schools in your Arizona community or search by the factors that are most important to you.

- English Language Arts scores
- Math scores
- Student demographics
- Full or half-day kindergarten
- A-F School Letter Grades
- More



Search by Location



Search by School

Learn about a Specific School:

Looking at schools for your child?

Learn more about the education options for your family, from pre-k to high school. Explore schools in your Arizona community or search by the factors that are most important to you.

- English Language Arts scores
- Math scores
- Student demographics
- Full or half-day kindergarten
- A-F School Letter Grades
- More



Address, City or Zip

Search by Location




Copper Basin


- Continued Hope High Schools - Phoenix
- Coolley Middle School - Gilbert
- Coolidge Alternative Program - Coolidge
- Coolidge High School - Coolidge
- Coolidge Junior High - Coolidge
- Copper Basin - San Tan Valley

Get the Big Picture – View a List:

Explore the schools in your area, or search by factors that are important to you.




Search by Location



Search by School

We found **82** schools.

 **View on Map**

School Name

Type

Grade Level

Grades

Enrollment

ELA

MATH

A-F Letter Grade

Filters

GRADE LEVEL

Elem Middle High

SCHOOL TYPE

Public
 Charter

KINDERGARTEN TYPE

Full Day
 Half Day

ABOVE STATE AVERAGE


ELA Proficiency
 Math Proficiency

Academy Of Excellence						
ACADEMY OF EXCELLENCE, INC.						
SCHOOL TYPE	GRADE LEVEL	GRADES SERVED	ENROLLMENT	ELA	MATH	A-F LETTER GRADE
Charter	Elementary	K-8	60	13% +	6% +	F

Adams Elementary School						
MESA UNIFIED DISTRICT						
SCHOOL TYPE	GRADE LEVEL	GRADES SERVED	ENROLLMENT	ELA	MATH	A-F LETTER GRADE
Public	Elementary	PreK, K-6	827	21% +	29% +	C

Aguilar School						
TEMPE SCHOOL DISTRICT						
SCHOOL TYPE	GRADE LEVEL	GRADES SERVED	ENROLLMENT	ELA	MATH	A-F LETTER GRADE
Public	Elementary	PreK, K-5	506	36% +	41% +	B

Get the Big Picture – View a Map:



We found **82** schools.

Filters

GRADE LEVEL

SCHOOL TYPE

Public
 Charter

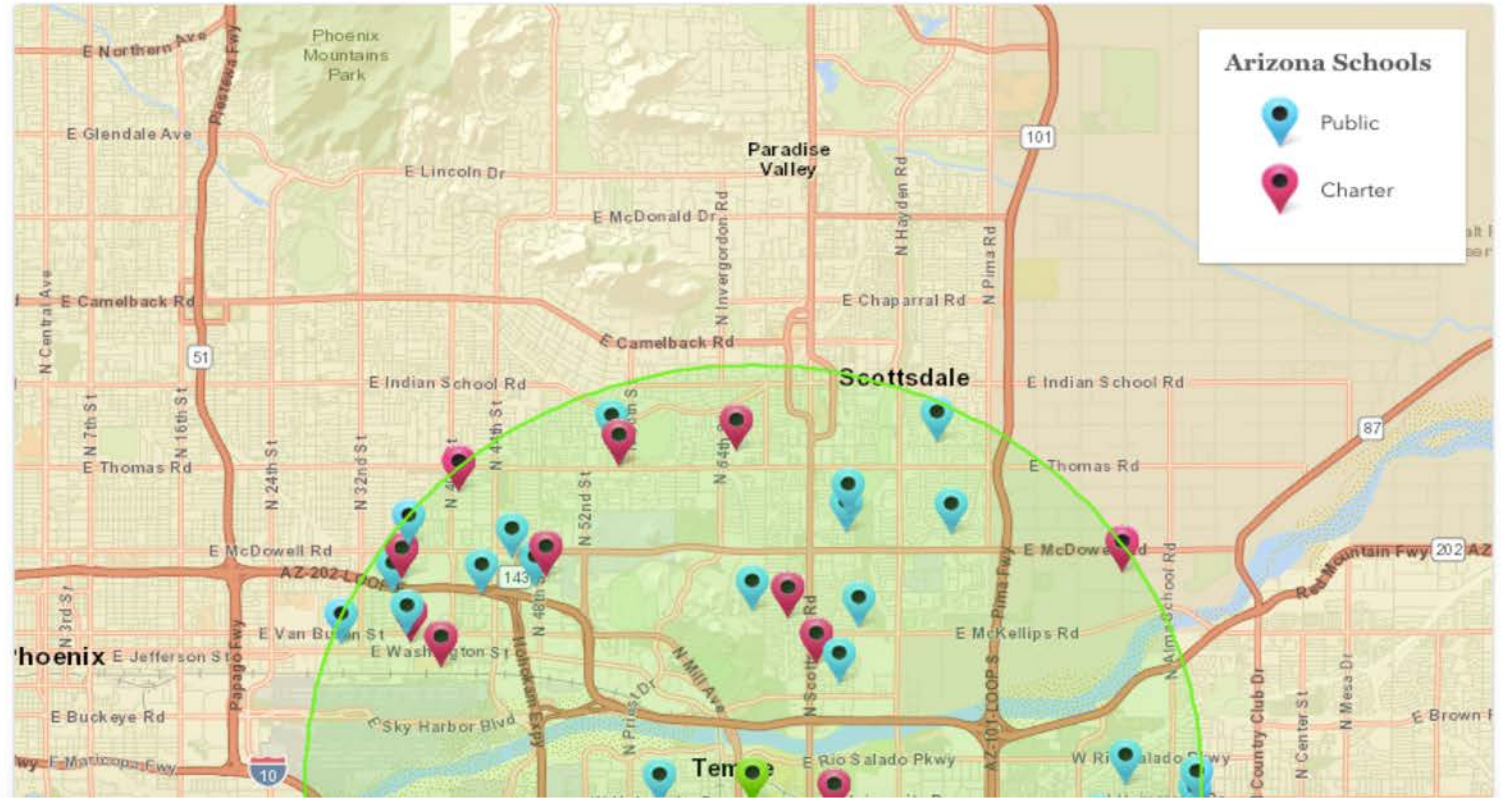
KINDERGARTEN TYPE

Full Day Kinder
 Half Day Kinder

A-F LETTER GRADES

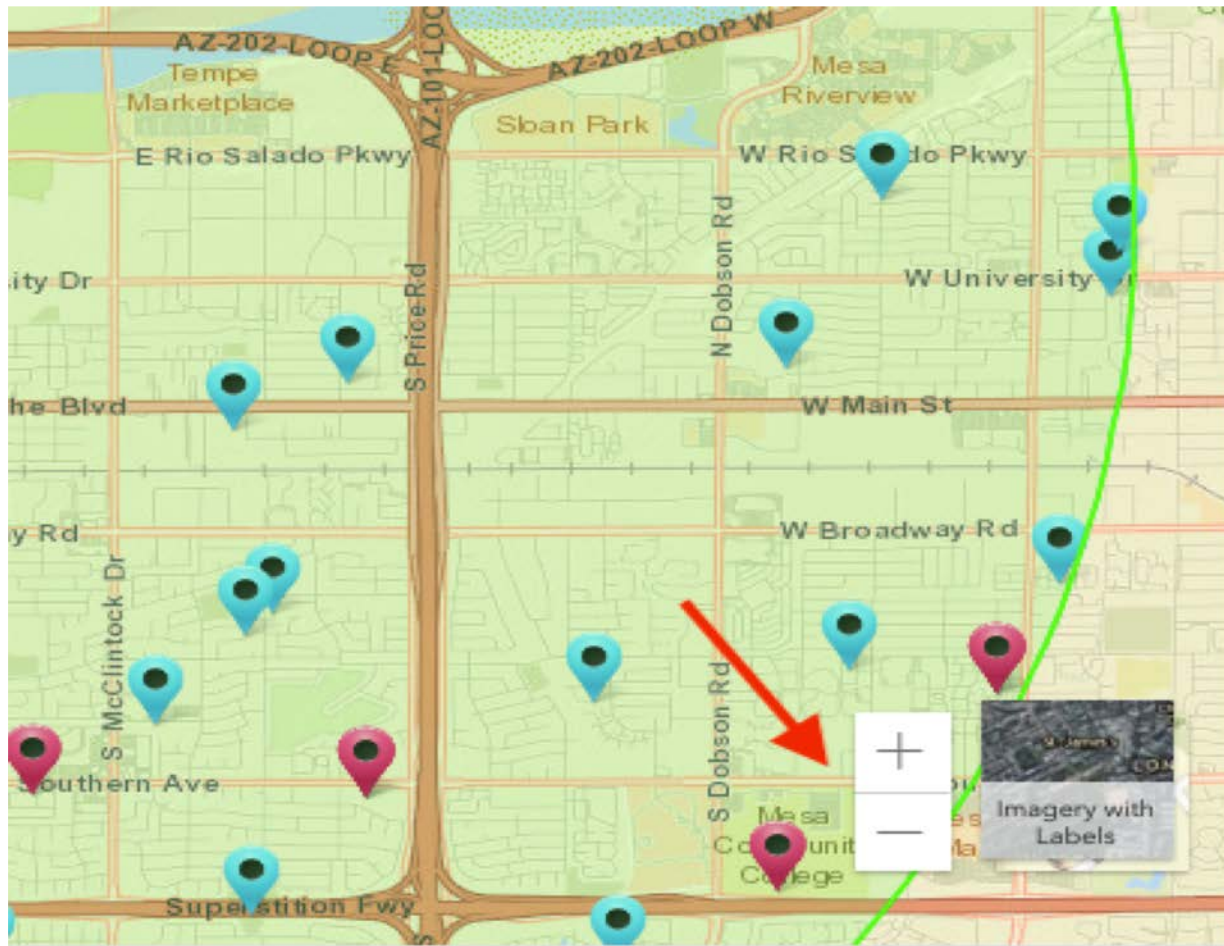
ABOVE STATE AVERAGE

ELA Proficiency



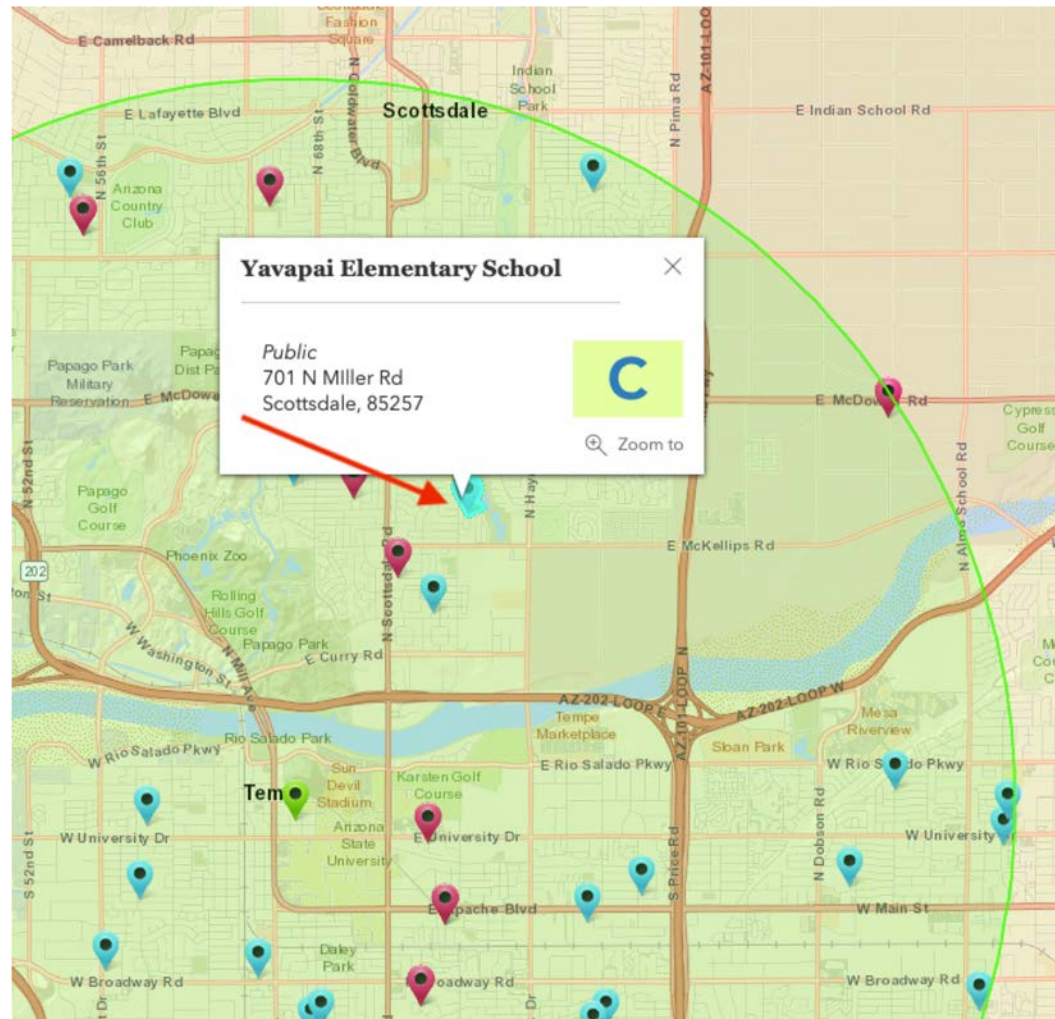
Using the Map:

Zoom in (+ - OR double click)



Using the Map:

Click to Review a School's Name, Rating, and Address



Using the Map:

Changing the Search Area - Distance

Above State Average - MAIH

ENGLISH PROFICIENCY

0% - 100%

MATH PROFICIENCY

0% - 100%

TITLE I STATUS

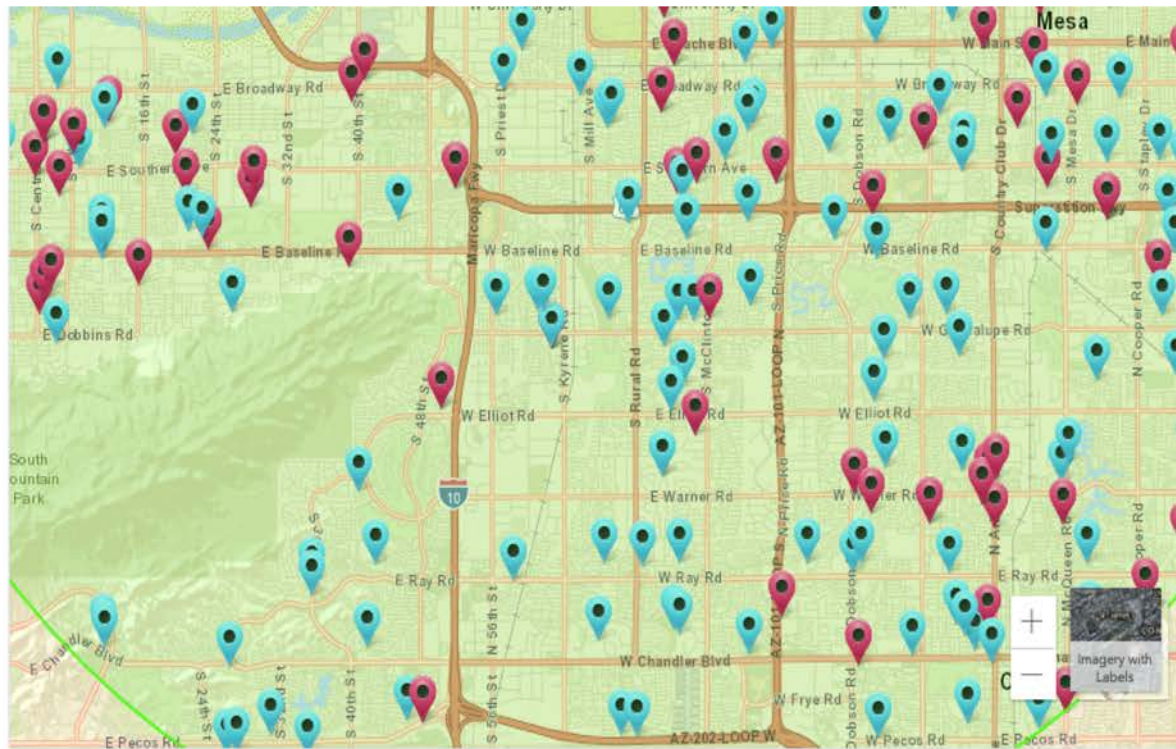
Yes

No

DISTANCE

Radius

11 miles



Map Filters:

Grade Levels

We found **48** schools.

Filters

GRADE LEVEL

Elem Middle High

SCHOOL TYPE

Public Charter

KINDERGARTEN TYPE

Full Day Kinder Half Day Kinder

A-F LETTER GRADES

A B C D

ABOVE STATE AVERAGE

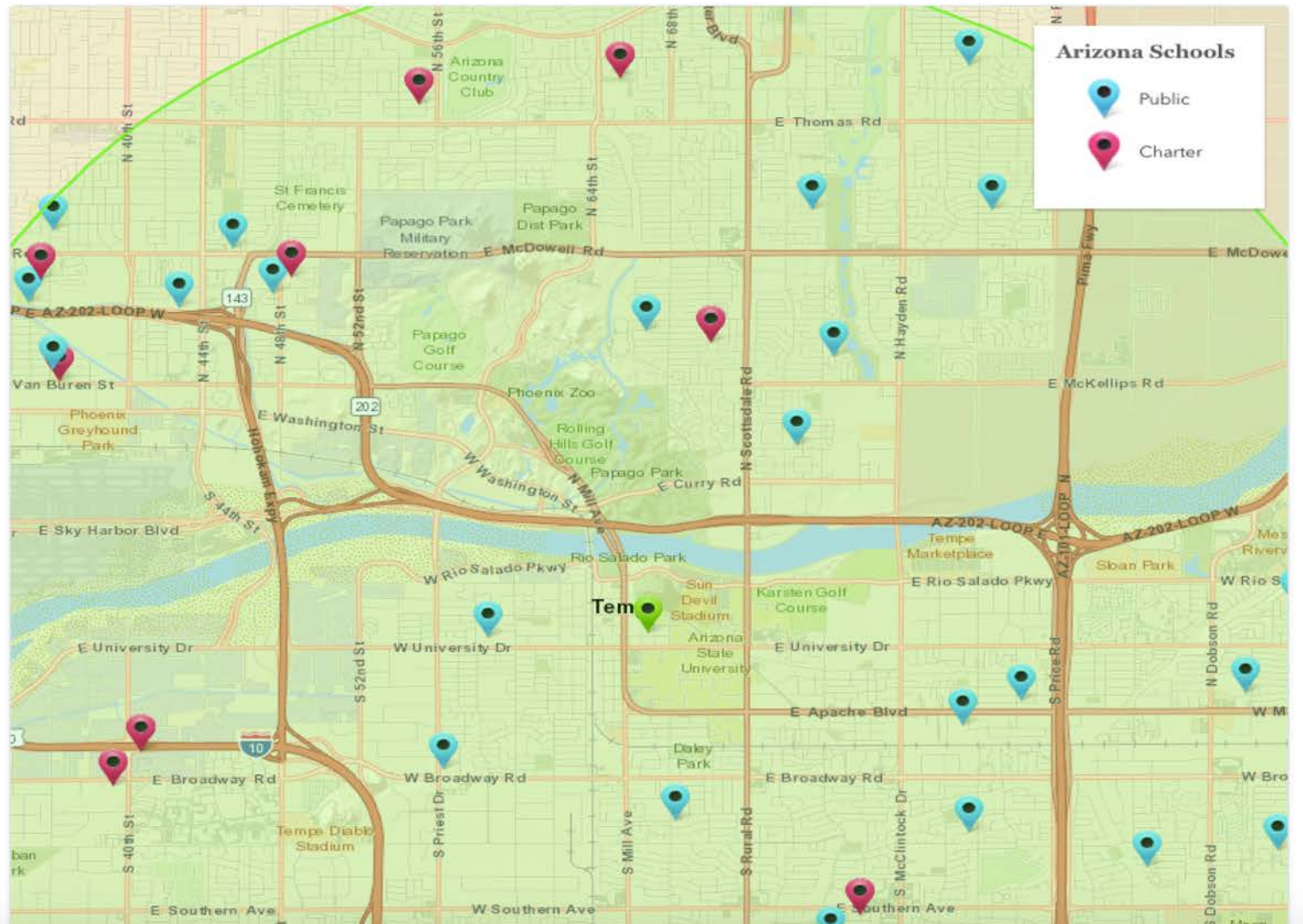
ELA Proficiency Math Proficiency

ELA PROFICIENCY

0% - 100%

MATH PROFICIENCY

0% - 100%



Map Filters:

School Type: public or charter

We found **31** schools.

Filters

GRADE LEVEL

Elem **Middle** High

SCHOOL TYPE

Public
 Charter ←

KINDERGARTEN TYPE

Full Day Kinder
 Half Day Kinder

A-F LETTER GRADES

A B C D

ABOVE STATE AVERAGE

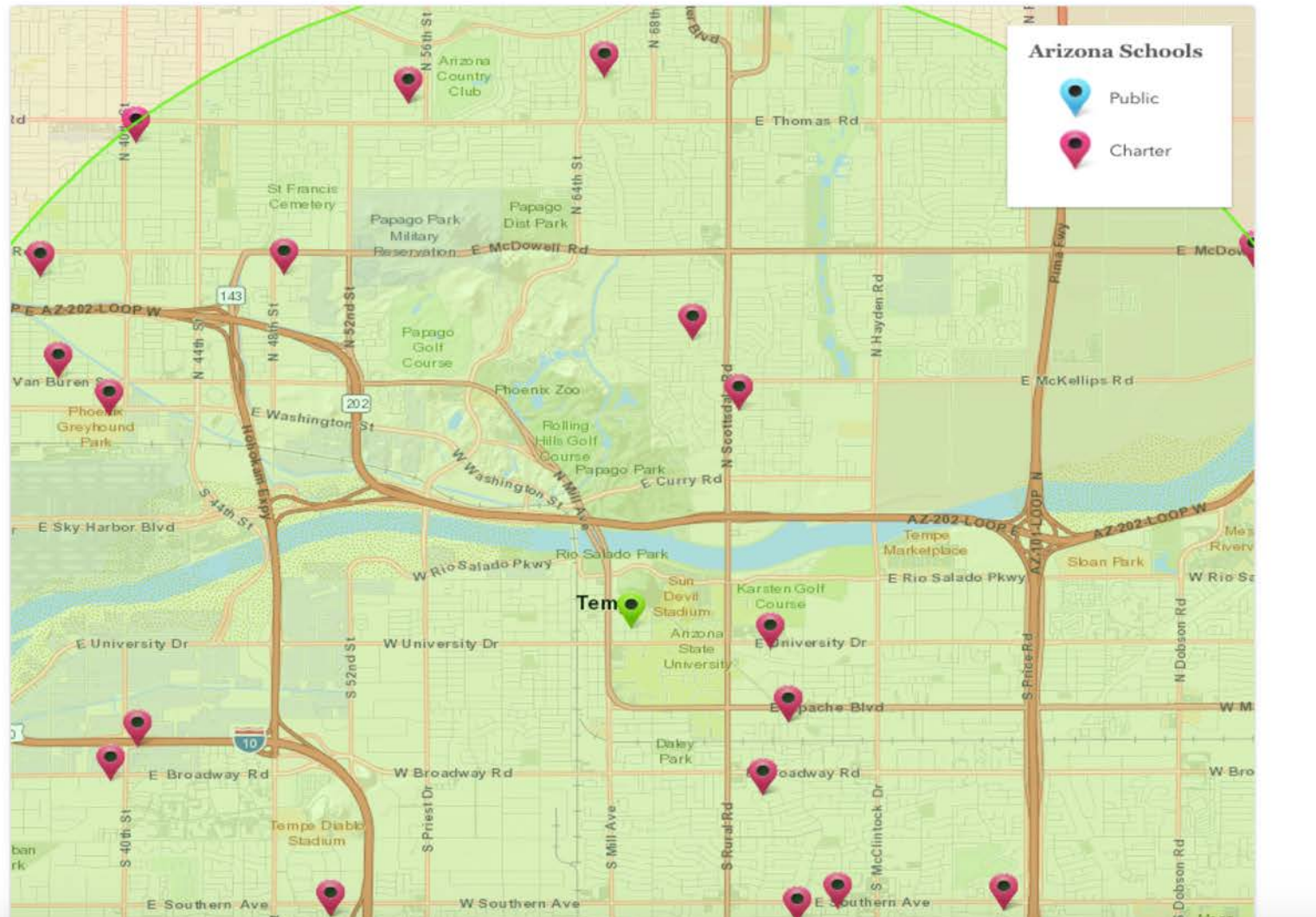
ELA Proficiency
 Math Proficiency

ELA PROFICIENCY

0% - 100%

MATH PROFICIENCY

0% - 100%



Map Markers:

Filters

GRADE LEVEL

SCHOOL TYPE

Public
 Charter

KINDERGARTEN TYPE

Full Day Kinder
 Half Day Kinder

A-F LETTER GRADES

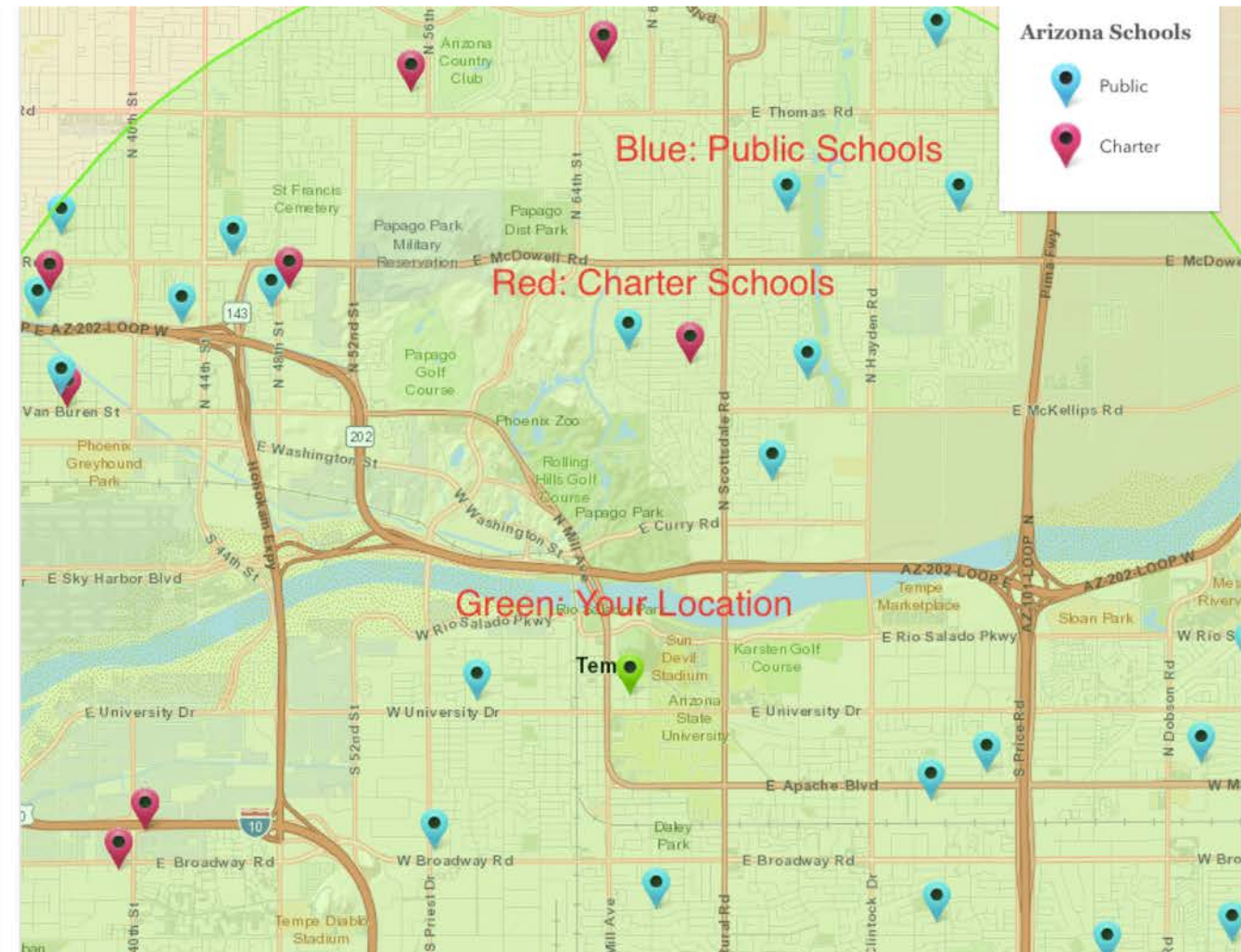
ABOVE STATE AVERAGE

ELA Proficiency
 Math Proficiency

ELA PROFICIENCY

0% - 100%

MATH PROFICIENCY



Map Filters:

Full or Half Day Kindergarten

We found **82** schools.

Filters

GRADE LEVEL

Elem Middle High

SCHOOL TYPE

Public
 Charter

KINDERGARTEN TYPE

Full Day Kinder
 Half Day Kinder

A-F LETTER GRADES

A B C D

ABOVE STATE AVERAGE

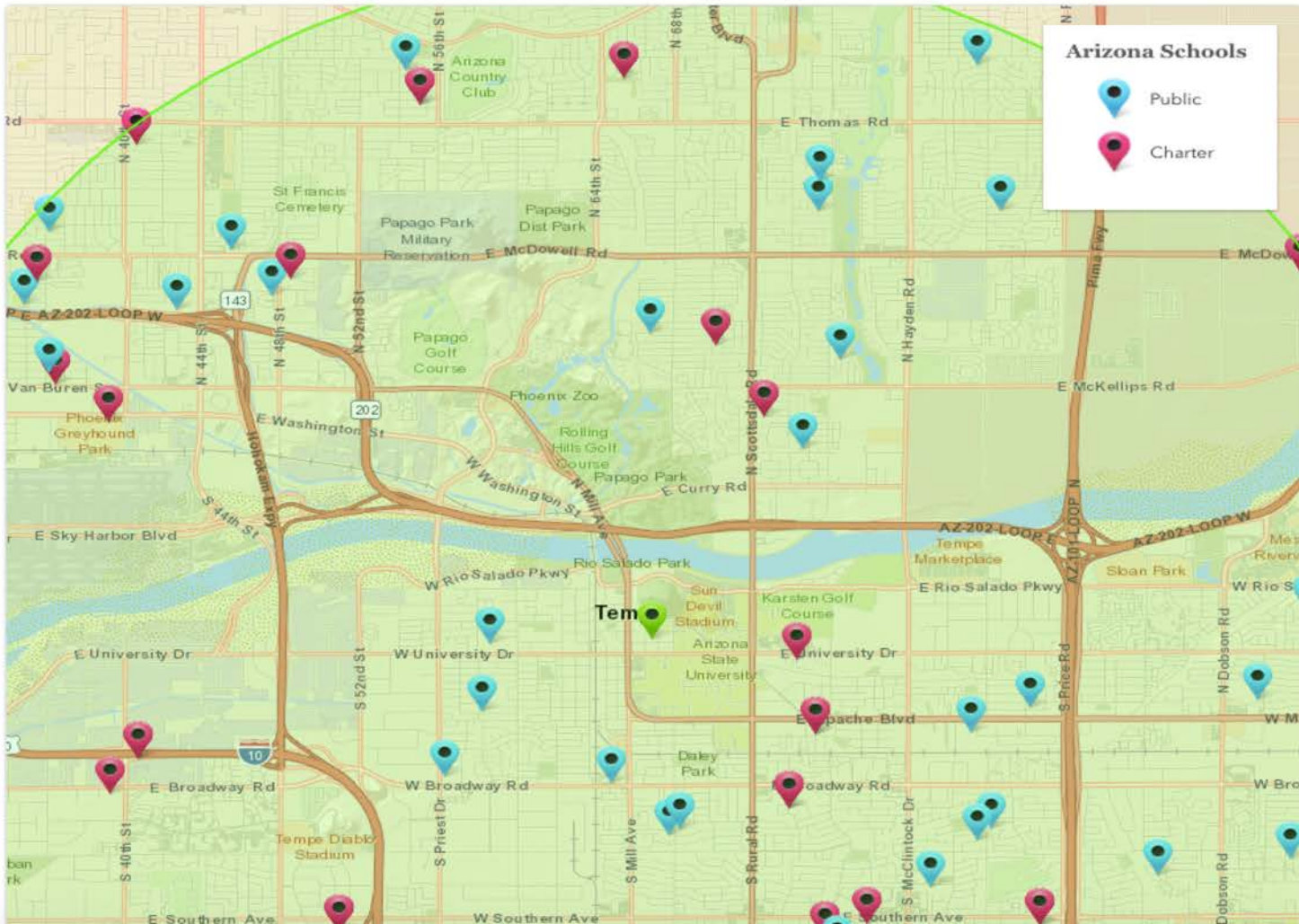
ELA Proficiency
 Math Proficiency

ELA PROFICIENCY

0% - 100%

MATH PROFICIENCY

0% - 100%



Arizona Schools

● Public

● Charter

Map Filters:

Above State Average MATH and ELA

We found **22** schools.

Filters

GRADE LEVEL

SCHOOL TYPE

Public
 Charter

KINDERGARTEN TYPE

Full Day Kinder
 Half Day Kinder

A-F LETTER GRADES

ABOVE STATE AVERAGE

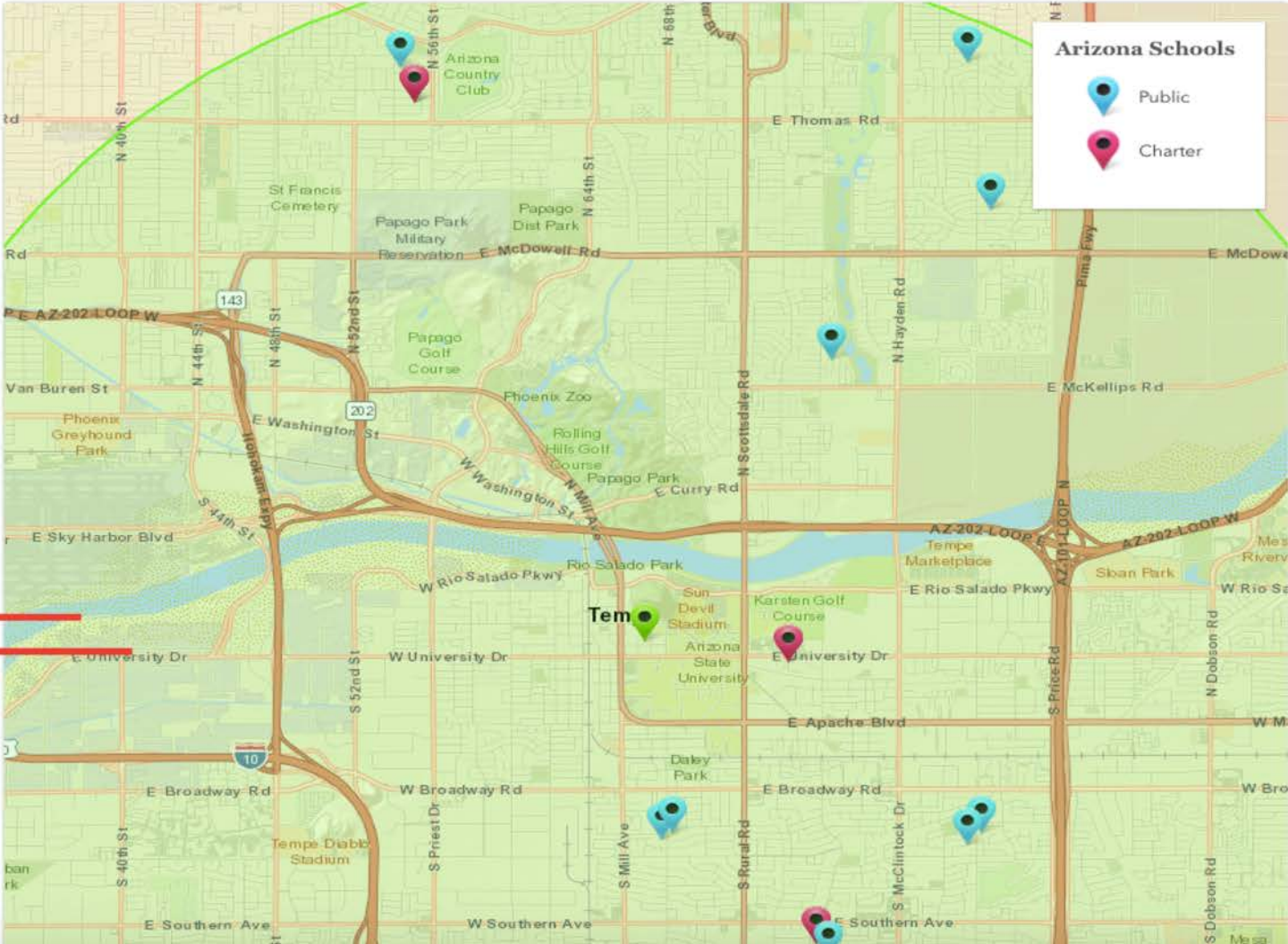
ELA Proficiency ←
 Math Proficiency ←

ELA PROFICIENCY

0% - 100%

MATH PROFICIENCY

0% - 100%



Arizona Schools

● Public

● Charter

Map Filters:

ELA and MATH Proficiency

We found **19** schools.

Filters

GRADE LEVEL

SCHOOL TYPE

Public
 Charter

KINDERGARTEN TYPE

Full Day Kinder
 Half Day Kinder

A-F LETTER GRADES

ABOVE STATE AVERAGE

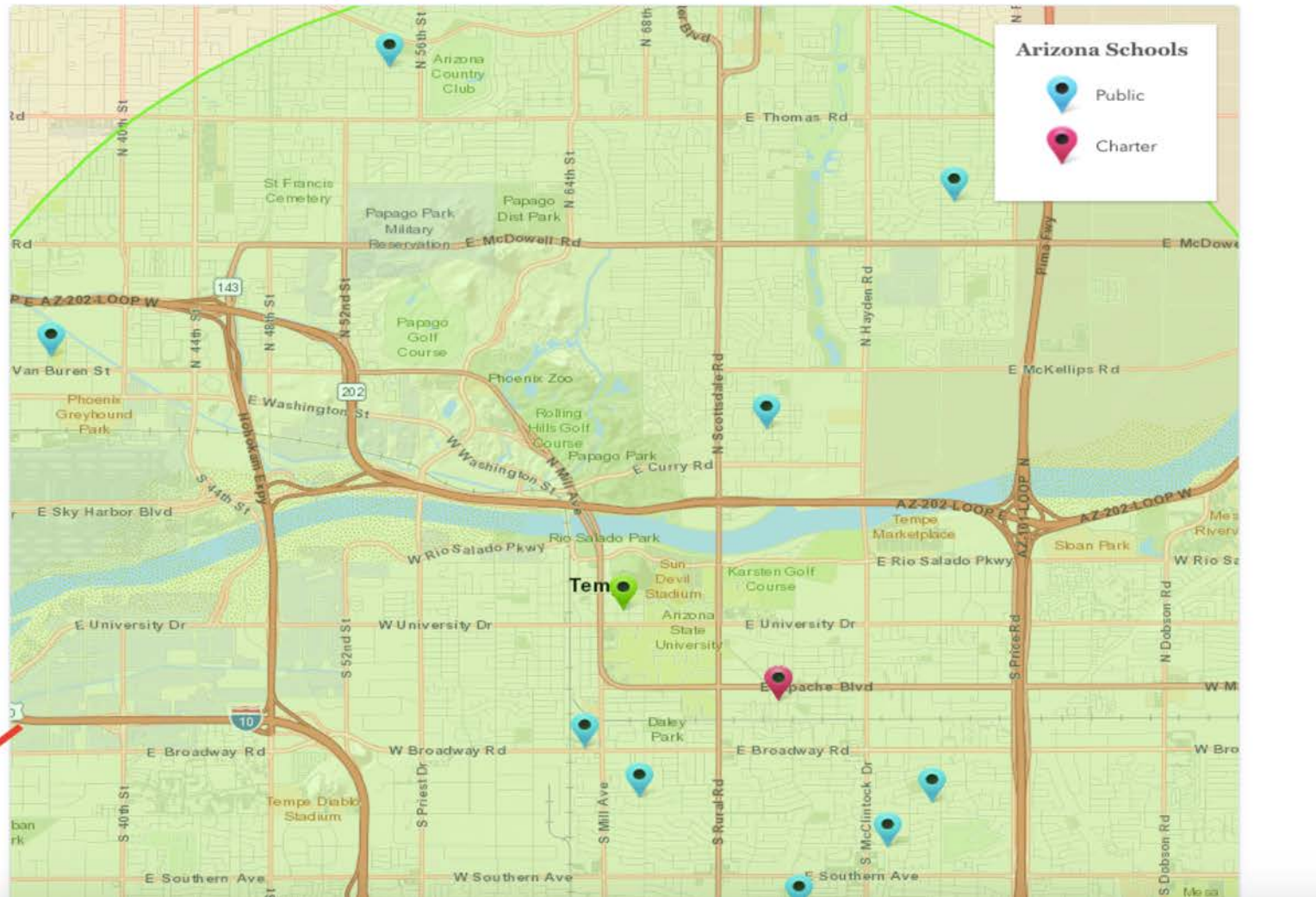
ELA Proficiency
 Math Proficiency

ELA PROFICIENCY

56% - 100%

MATH PROFICIENCY

80% - 100%



Choosing a MATH or ELA Range:

Slide the left circle for minimum

Filters

GRADE LEVEL

SCHOOL TYPE

Public
 Charter

KINDERGARTEN TYPE

Full Day Kinder
 Half Day Kinder

A-F LETTER GRADES

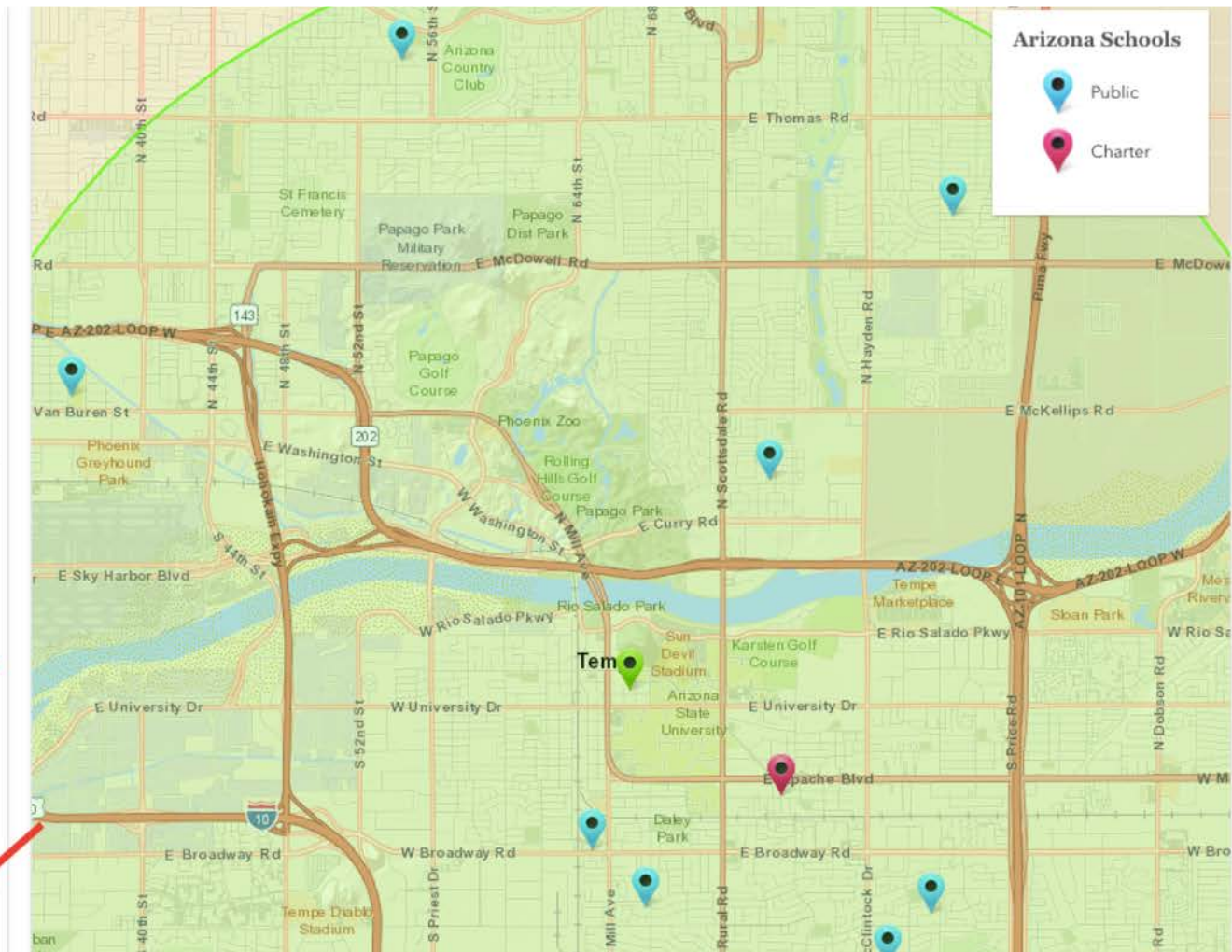
ABOVE STATE AVERAGE

ELA Proficiency
 Math Proficiency

ELA PROFICIENCY

56% - 100%

MATH PROFICIENCY



Choosing a MATH or ELA Range:

Slide the right circle for maximum

We found **12** schools.

Filters

GRADE LEVEL

SCHOOL TYPE

Public
 Charter

KINDERGARTEN TYPE

Full Day Kinder
 Half Day Kinder

A-F LETTER GRADES

ABOVE STATE AVERAGE

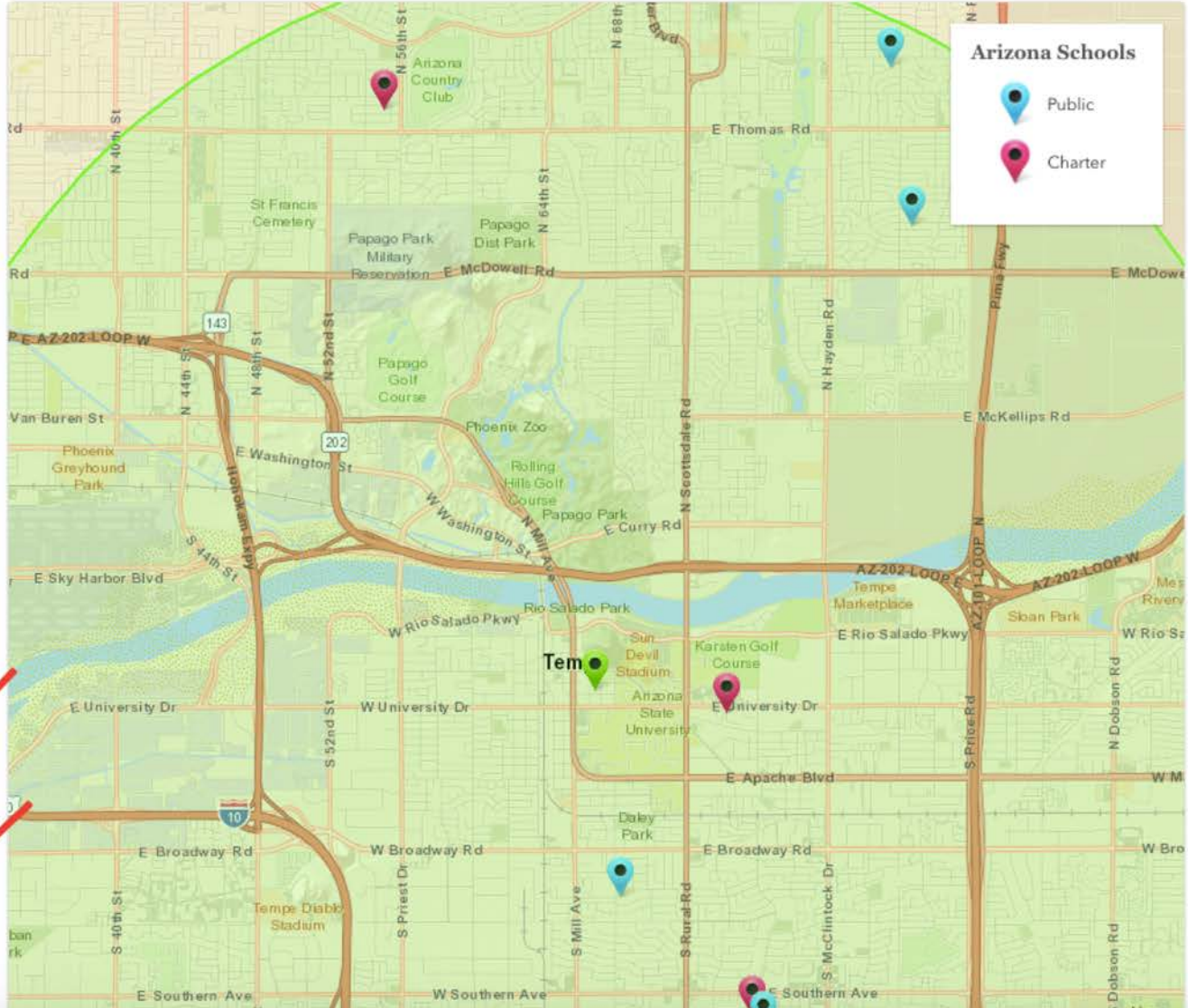
ELA Proficiency
 Math Proficiency

ELA PROFICIENCY

56% - 85%

MATH PROFICIENCY

50% - 75%



Arizona Schools

- Public
- Charter

Map Filters:

Performance: A, B, C, D

We found **20** schools.

Filters

GRADE LEVEL

Middle High

SCHOOL TYPE

Public
 Charter

KINDERGARTEN TYPE

Full Day Kinder
 Half Day Kinder

A-F LETTER GRADES

A B **C** D

ABOVE STATE AVERAGE

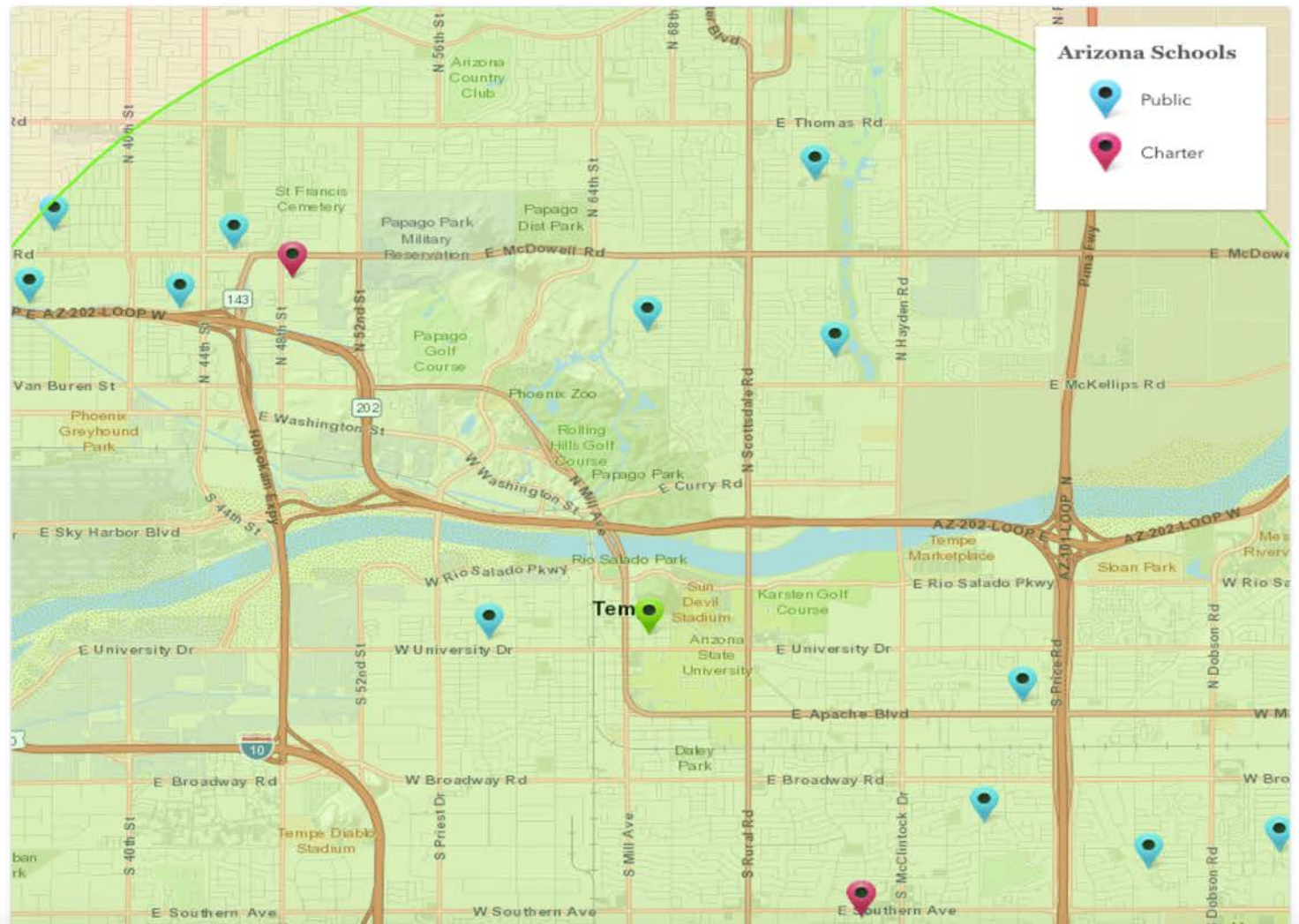
ELA Proficiency
 Math Proficiency

ELA PROFICIENCY

0% - 100%

MATH PROFICIENCY

0% - 100%



Map Filters:

Title 1

Elementary Middle High

SCHOOL TYPE

Public

Charter

KINDERGARTEN TYPE

Full Day Kinder

Half Day Kinder

A-F LETTER GRADES

A **B** C D

ABOVE STATE AVERAGE

ELA Proficiency

Math Proficiency


ELA PROFICIENCY

56% - 85%

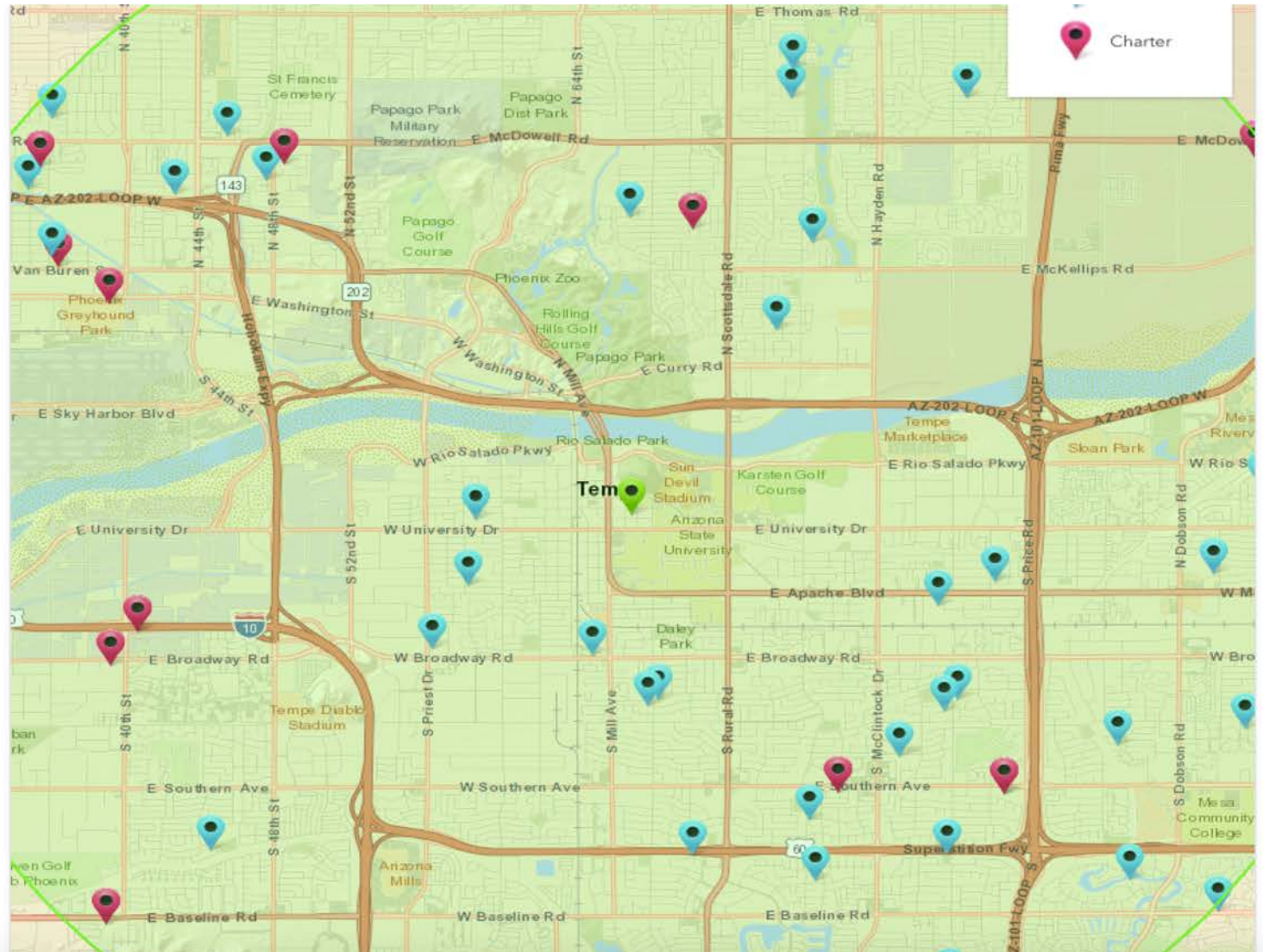
MATH PROFICIENCY

50% - 75%

TITLE I STATUS

Yes 

No



List Options:

Search by Location
Search by School

 View on Map



We found **82** schools.

- School Name ▾

Type ▾

Grade Level ▾

Grades ▾

Enrollment ▾

ELA ▾

MATH ▾
- A-F Letter Grade ▾

Filters

GRADE LEVEL

Elem

Middle

High

SCHOOL TYPE

Public

Charter

KINDERGARTEN TYPE

Full Day Kinder

Half Day Kinder

A-F LETTER GRADES

A

B

C


D

<h2 style="margin: 0;">Academy Of Excellence</h2> <p style="margin: 0; font-size: small;">ACADEMY OF EXCELLENCE, INC.</p>						
SCHOOL TYPE	GRADE LEVEL	GRADES SERVED	ENROLLMENT	ELA	MATH	A-F LETTER GRADE
Charter	Elementary	K-8	60	13% ↓	6% ↓	F
<h2 style="margin: 0;">Adams Elementary School</h2> <p style="margin: 0; font-size: small;">MESA UNIFIED DISTRICT</p>						
SCHOOL TYPE	GRADE LEVEL	GRADES SERVED	ENROLLMENT	ELA	MATH	A-F LETTER GRADE
Public	Elementary	PSD-6	827	21% ↓	29% ↓	C
<h2 style="margin: 0;">Aguilar School</h2> <p style="margin: 0; font-size: small;">TEMPE SCHOOL DISTRICT</p>						
SCHOOL TYPE	GRADE LEVEL	GRADES SERVED	ENROLLMENT	ELA	MATH	A-F LETTER GRADE
Elementary	K-5, PS	506	36%	41% ↑	41%	GRADE

Sorting the List:

Alphabetical listing of names A-Z or Z-A

We found **82** schools.

School Name ▾ Type ▾ Grade Level ▾ Grades ▾ Enrollment ▾ ELA ▾ MATH ▾
 Sort by School Name  A-F Letter Grade ▾

Filters

GRADE LEVEL

Middle High

SCHOOL TYPE

Public
 Charter

KINDERGARTEN TYPE

Full Day Kinder
 Half Day Kinder

A-F LETTER GRADES

A B C D

ABOVE STATE AVERAGE

ELA Proficiency
 Math Proficiency

ELA PROFICIENCY

0% - 100%

Yavapai Elementary School						
SCOTTSDALE UNIFIED DISTRICT						
SCHOOL TYPE Public	GRADE LEVEL Elementary	GRADES SERVED PSD-6, UE	ENROLLMENT 327	ELA 34% ↓	MATH 48% ↑	A-F LETTER GRADE C
Wood School						
TEMPE SCHOOL DISTRICT						
SCHOOL TYPE Public	GRADE LEVEL Elementary	GRADES SERVED K-5, PS	ENROLLMENT 529	ELA 33% ↓	MATH 31% ↓	A-F LETTER GRADE C
Wilson Primary School						
WILSON ELEMENTARY DISTRICT						
SCHOOL TYPE Public	GRADE LEVEL Elementary	GRADES SERVED K-3, PS	ENROLLMENT 568	ELA 28% ↓	MATH 34% ↓	A-F LETTER GRADE NR
Whittier Elementary School						
MESA UNIFIED DISTRICT						
SCHOOL TYPE Public	GRADE LEVEL Elementary	GRADES SERVED PSD-6, UE	ENROLLMENT 563	ELA 39% ↓	MATH 31% ↑	A-F LETTER GRADE D

Sorting the List:

Type: public or charter

We found **82** schools.

School Name ▾ **Type ▾** Grade Level ▾ Grades ▾ Enrollment ▾ ELA ▾ MATH ▾
A-F Letter Grade ▾

Filters

GRADE LEVEL

Elem Middle High

SCHOOL TYPE

Public
 Charter

KINDERGARTEN TYPE

Full Day Kinder
 Half Day Kinder

A-F LETTER GRADES

A B C D

ABOVE STATE AVERAGE

ELA Proficiency
 Math Proficiency

ELA PROFICIENCY

0% - 100%

MATH PROFICIENCY

Salt River Accelerated Learning Academy						
SALT RIVER PIMA-MARICOPA COMMUNITY SCHOOLS						
SCHOOL TYPE Charter	GRADE LEVEL High School	GRADES SERVED 9-12	ENROLLMENT 72	ELA 2% ↓	MATH 11% ↓	A-F LETTER GRADE NR
Arizona Agribusiness & Equine Center, Inc. - Mesa						
ARIZONA AGRIBUSINESS & EQUINE CENTER, INC.						
SCHOOL TYPE Charter	GRADE LEVEL High School	GRADES SERVED 9-12	ENROLLMENT 11	ELA 55% ↑	MATH 38% ↓	A-F LETTER GRADE NR
Valley Preparatory Academy						
KESTREL SCHOOLS, INC.						
SCHOOL TYPE Charter	GRADE LEVEL High School	GRADES SERVED 9-12	ENROLLMENT 24	ELA -1% ↓	MATH -1% ↓	A-F LETTER GRADE NR
StarShine Academy						
STARSHINE ACADEMY						
SCHOOL TYPE Charter	GRADE LEVEL All Grades	GRADES SERVED K-12	ENROLLMENT 67	ELA 8% ↓	MATH 2% ↓	A-F LETTER GRADE NR
Academy Of Excellence						
ACADEMY OF EXCELLENCE, INC.						

Sorting the List:

Grade Level: high, middle, elementary, online, all grades

We found **82** schools.

School Name ▾ Type ▾ **Grade Level ▾** Grades ▾ Enrollment ▾ ELA ▾ MATH ▾
A-F Letter Grade ▾

Filters

GRADE LEVEL

Elem Middle High

SCHOOL TYPE

Public
 Charter

KINDERGARTEN TYPE

Full Day Kinder
 Half Day Kinder

A-F LETTER GRADES

A B C D

ABOVE STATE AVERAGE

ELA Proficiency
 Math Proficiency

ELA PROFICIENCY

0% - 100%

MATH PROFICIENCY

Salt River Accelerated Learning Academy SALT RIVER PIMA-MARICOPA COMMUNITY SCHOOLS						
SCHOOL TYPE Charter	GRADE LEVEL High School	GRADES SERVED 9-12	ENROLLMENT 72	ELA 2% ↓	MATH 11% ↓	A-F LETTER GRADE NR
Arizona Agribusiness & Equine Center, Inc. - Mesa ARIZONA AGRIBUSINESS & EQUINE CENTER, INC.						
SCHOOL TYPE Charter	GRADE LEVEL High School	GRADES SERVED 9-12	ENROLLMENT 11	ELA 55% ↑	MATH 38% ↓	A-F LETTER GRADE NR
Valley Preparatory Academy KESTREL SCHOOLS, INC.						
SCHOOL TYPE Charter	GRADE LEVEL High School	GRADES SERVED 9-12	ENROLLMENT 24	ELA -1% ↓	MATH -1% ↓	A-F LETTER GRADE NR
StarShine Academy STARSHINE ACADEMY						
SCHOOL TYPE Charter	GRADE LEVEL All Grades	GRADES SERVED K-12	ENROLLMENT 67	ELA 8% ↓	MATH 2% ↓	A-F LETTER GRADE NR
Academy Of Excellence ACADEMY OF EXCELLENCE, INC.						

Sorting the List:

Grades: K-12, P-3, K-5, etc.

We found **82** schools.

School Name ▾ Type ▾ Grade Level ▾ **Grades ▾** Enrollment ▾ ELA ▾ MATH ▾
 A-F Letter Grade ▾

Filters

GRADE LEVEL

Elem
 Middle
 High

SCHOOL TYPE

Public
 Charter

KINDERGARTEN TYPE

Full Day Kinder
 Half Day Kinder

A-F LETTER GRADES

A
 B
 C
 D

ABOVE STATE AVERAGE

ELA Proficiency
 Math Proficiency

ELA PROFICIENCY

0% - 100%

MATH PROFICIENCY

<h3>Scottsdale Online Learning</h3> <p>SCOTTSDALE UNIFIED DISTRICT</p>						
SCHOOL TYPE Public	GRADE LEVEL Online	GRADES SERVED K-12, UE	ENROLLMENT 60	ELA 29% ↓	MATH 39% ↓	A-F LETTER GRADE NR
<h3>Pinnacle Online High School</h3> <p>PINNACLE EDUCATION-TEMPE, INC.</p>						
SCHOOL TYPE Charter	GRADE LEVEL Online	GRADES SERVED 6-12	ENROLLMENT 458	ELA 6% ↓	MATH 7% ↓	A-F LETTER GRADE NR
<h3>Pinnacle Online - WMCB</h3> <p>PINNACLE EDUCATION-WMCB, INC.</p>						
SCHOOL TYPE Charter	GRADE LEVEL Online	GRADES SERVED 9-12	ENROLLMENT 141	ELA 1% ↓	MATH 1% ↓	A-F LETTER GRADE NR
<h3>South Valley Prep and Arts School</h3> <p>SOUTH VALLEY ACADEMY, INC.</p>						
SCHOOL TYPE Charter	GRADE LEVEL Middle	GRADES SERVED 5-8	ENROLLMENT 188	ELA 21% ↓	MATH 9% ↓	A-F LETTER GRADE NR
<h3>Ingleside Middle School</h3> <p>SCOTTSDALE UNIFIED DISTRICT</p>						

Sorting the List:

Enrollment: large-small or small-large

We found **82** schools.

School Name ▾ | Type ▾ | Grade Level ▾ | Grades ▾ | **Enrollment ▾** | ELA ▾ | MATH ▾
 A-F Letter Grade ▾

Filters

GRADE LEVEL

Elem
 Middle
 High

SCHOOL TYPE

Public
 Charter

KINDERGARTEN TYPE

Full Day Kinder
 Half Day Kinder

A-F LETTER GRADES

A
 B
 C
 D

ABOVE STATE AVERAGE

ELA Proficiency
 Math Proficiency

ELA PROFICIENCY



MATH PROFICIENCY

Mcclintock High School

TEMPE UNION HIGH SCHOOL DISTRICT

SCHOOL TYPE	GRADE LEVEL	GRADES SERVED	ENROLLMENT	ELA	MATH	A-F LETTER GRADE
Public	High School	9-12	1,806	35% ↑	31% ↑	B

Tempe High School

TEMPE UNION HIGH SCHOOL DISTRICT

SCHOOL TYPE	GRADE LEVEL	GRADES SERVED	ENROLLMENT	ELA	MATH	A-F LETTER GRADE
Public	High School	9-12	1,725	21% ↓	20% ↓	B

Marcos De Niza High School

TEMPE UNION HIGH SCHOOL DISTRICT

SCHOOL TYPE	GRADE LEVEL	GRADES SERVED	ENROLLMENT	ELA	MATH	A-F LETTER GRADE
Public	High School	9-12	1,452	26% ↓	23% ↓	C

Connolly Middle School

TEMPE SCHOOL DISTRICT

SCHOOL TYPE	GRADE LEVEL	GRADES SERVED	ENROLLMENT	ELA	MATH	A-F LETTER GRADE
Public	Middle	6-8	1,129	31% ↑	42% ↑	C

Carson Junior High School

TEMPE UNION HIGH SCHOOL DISTRICT

Sorting the List:

ELA score: low-high or high-low

We found **82** schools.

School Name ▾ Type ▾ Grade Level ▾ Grades ▾ Enrollment ▾ ELA ▾ MATH ▾
 A-F Letter Grade ▾ **Sort by ELA Score**

Filters

GRADE LEVEL

SCHOOL TYPE

Public
 Charter

KINDERGARTEN TYPE

Full Day Kinder
 Half Day Kinder

A-F LETTER GRADES

ABOVE STATE AVERAGE

ELA Proficiency
 Math Proficiency

ELA PROFICIENCY

0% - 100%

MATH PROFICIENCY

Tempe Preparatory Academy						
TEMPE PREPARATORY ACADEMY						
SCHOOL TYPE Charter	GRADE LEVEL High School	GRADES SERVED 6-12	ENROLLMENT 375	ELA 76% ↑	MATH 68% ↑	A-F LETTER GRADE A
Ward Traditional Academy						
TEMPE SCHOOL DISTRICT						
SCHOOL TYPE Public	GRADE LEVEL Elementary	GRADES SERVED K-8, UE	ENROLLMENT 469	ELA 73% ↑	MATH 68% ↑	A-F LETTER GRADE A
Kyrene del Norte School						
KYRENE ELEMENTARY DISTRICT						
SCHOOL TYPE Public	GRADE LEVEL Elementary	GRADES SERVED PSD-5, UE	ENROLLMENT 560	ELA 69% ↑	MATH 63% ↑	A-F LETTER GRADE B
ASU Preparatory Academy Digital						
ASU PREPARATORY ACADEMY DIGITAL						
SCHOOL TYPE Charter	GRADE LEVEL High School	GRADES SERVED 9-12	ENROLLMENT 24	ELA 69% ↑	MATH 61% ↑	A-F LETTER GRADE NR
Fuller Elementary School						

Hover Tip Example:

Hover Tips:
Text with a more in-depth explanation appears when you use your cursor to “hover” over a word or image

Wildflower School

AVONDALE ELEMENTARY DISTRICT

📍 325 S Wildflower Dr, Goodyear, AZ 85338

📍 Check Location

📞 (623) 772-5200

@ School Website

SCHOOL

Pub

A-F LET

ACAD

ELA Info

ELA – Arizona administers statewide achievement tests in the content area of English language arts (ELA) to measure student proficiency on the state academic standards. Students participate in AzMERIT ELA testing in grades 3-8 and when enrolled in high school level (grades 9 – 11) English language arts courses.

ENROLLMENT

485

FREE/REDUCED LUNCH

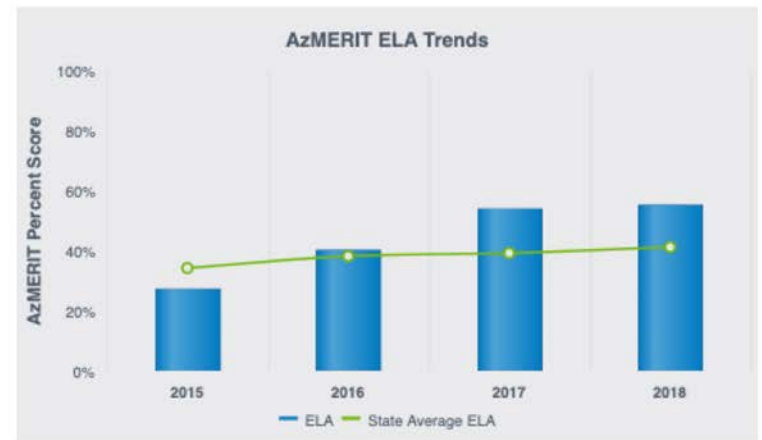
60%

TITLE I

Y

ELA SCORE

55% ↑ 1%




This section displays school ELA test scores for all students taking the AzMERIT tests in the school. The pie chart shows the percentage of students reaching the proficient (Percent Passing) threshold. The bar chart shows the school's scores over time compared to the line showing the state student average score.

Sorting the List:

MATH score: low-high or high-low

We found **82** schools.

School Name ▾ | Type ▾ | Grade Level ▾ | Grades ▾ | Enrollment ▾ | ELA ▾ | **MATH ▾** 

A-F Letter Grade ▾ | **Sort by Math Score**

Filters

GRADE LEVEL

SCHOOL TYPE

Public
 Charter

KINDERGARTEN TYPE

Full Day Kinder
 Half Day Kinder

A-F LETTER GRADES

ABOVE STATE AVERAGE

ELA Proficiency
 Math Proficiency

ELA PROFICIENCY

0% - 100%

MATH PROFICIENCY

Tempe Preparatory Academy						
TEMPE PREPARATORY ACADEMY						
SCHOOL TYPE Charter	GRADE LEVEL High School	GRADES SERVED 6-12	ENROLLMENT 375	ELA 76% ↑	MATH 68% ↑	A-F LETTER GRADE A
Ward Traditional Academy						
TEMPE SCHOOL DISTRICT						
SCHOOL TYPE Public	GRADE LEVEL Elementary	GRADES SERVED K-8, UE	ENROLLMENT 469	ELA 73% ↑	MATH 68% ↑	A-F LETTER GRADE A
Kyrene del Norte School						
KYRENE ELEMENTARY DISTRICT						
SCHOOL TYPE Public	GRADE LEVEL Elementary	GRADES SERVED PSD-5, UE	ENROLLMENT 560	ELA 69% ↑	MATH 63% ↑	A-F LETTER GRADE B
ASU Preparatory Academy Digital						
ASU PREPARATORY ACADEMY DIGITAL						
SCHOOL TYPE Charter	GRADE LEVEL High School	GRADES SERVED 9-12	ENROLLMENT 24	ELA 69% ↑	MATH 61% ↑	A-F LETTER GRADE NR
Fuller Elementary School						

Select a Specific School:

school for your child?

Learn more about the education options for your family, from pre-k to high school. Explore schools in your AZ community or search by the factors that are most important to you.

- English Language Arts scores
- Math scores
- Student demographics
- Full or half-day kindergarten
- A-F School Letter Grades
- More



Address, City or Zip

Search by Location

Continued Hope High Schools - Phoenix

Cooley Middle School - Gilbert

Coolidge Alternative Program - Coolidge

Coolidge High School - Coolidge

Coolidge Junior High - Coolidge

Copper Basin - San Tan Valley

copper Basin



Search by School

Focus on the School:

Information: name, district, address, phone, grades served, enrollment, letter grade, etc.

Explore the schools in your area, or search by factors that are important to you.



Tempe, AZ, USA



Copper Basin



Search by Location

Search by School

Copper Basin

FLORENCE UNIFIED SCHOOL DISTRICT

📍 28682 N Main St, San Tan Valley, AZ 85143

📍 Check Location

📞 (480) 888-7500

@ [School Website](#)

SCHOOL TYPE

Public

GRADES SERVED

PSD-8, UE

ENROLLMENT

624

FREE/REDUCED LUNCH

55%

TITLE I

Y

A-F LETTER GRADE

B

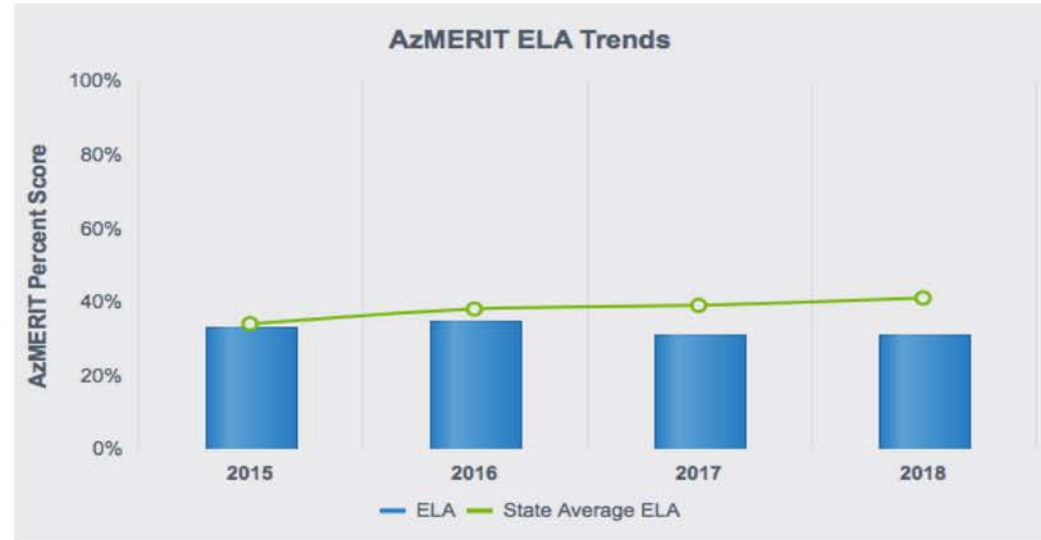
Focus on the School:

Data: Academics ELA, MATH, Science

ACADEMICS

ELA SCORE

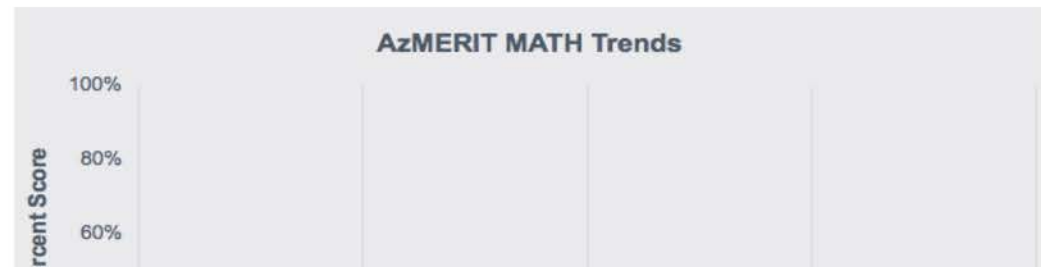
31% **0%**



This section displays school ELA test scores for all students taking the AzMERIT tests in the school. The pie chart shows the percentage of students reaching the proficient (Percent Passing) threshold. The bar chart shows the school's scores over time compared to the line showing the state student average score.

MATH SCORE

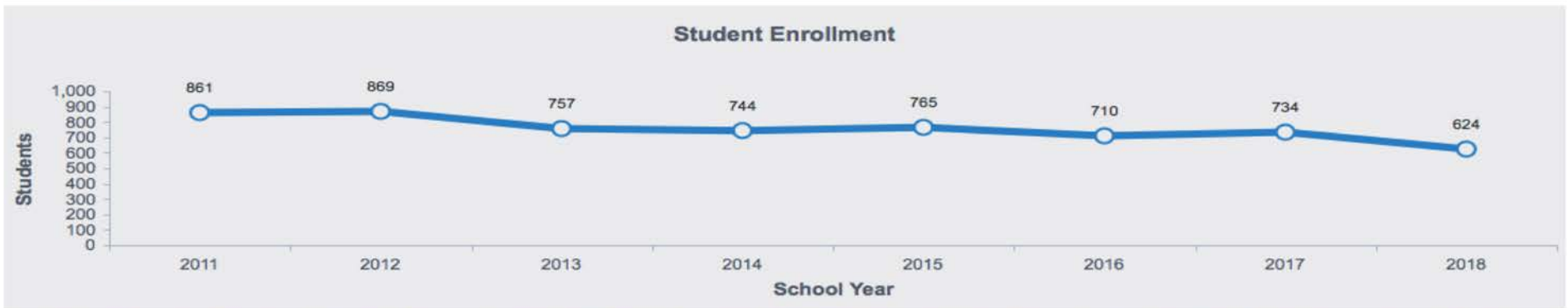
31% **6%**



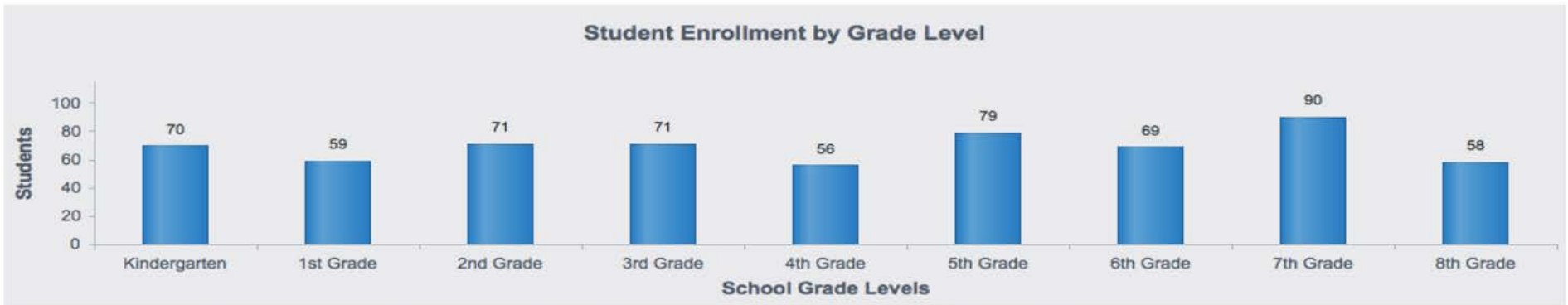
Focus on the School:

Data: Enrollment over time and grade level

STUDENT BODY



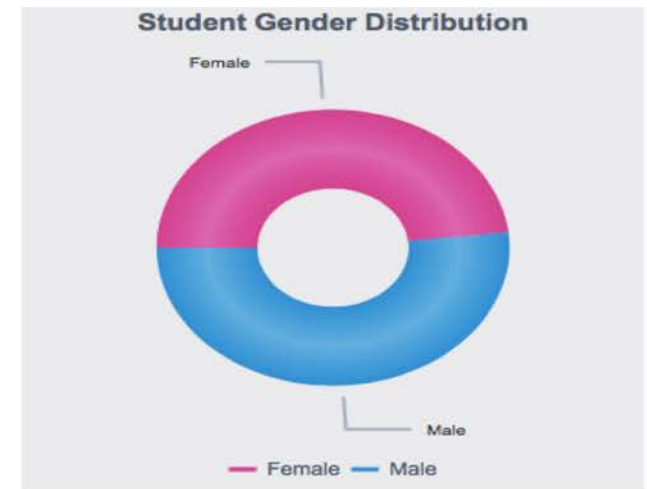
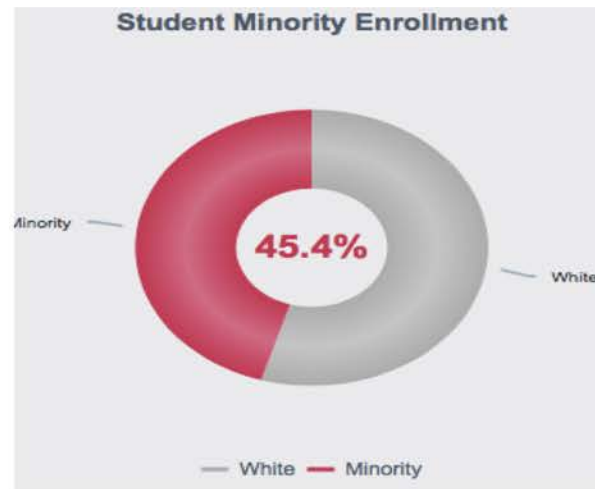
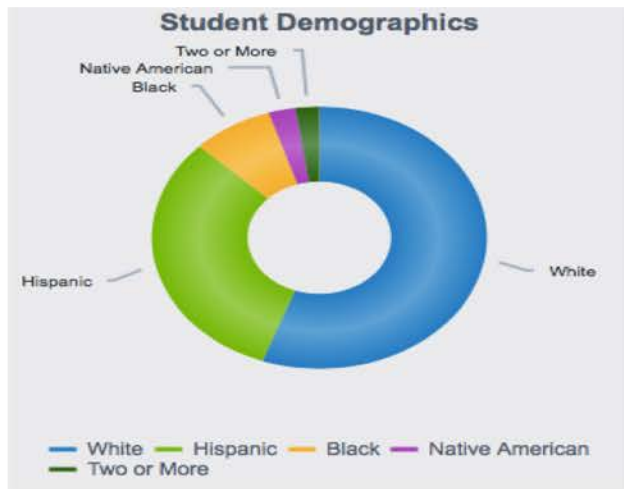
This section displays the total number of students enrolled at the selected school over time. These enrollment counts are from the school's October 1st census each school year.




This section displays the total number of students enrolled at the selected school by grade level. These enrollment counts are from the school's October 1st census each school year.

Focus on the School:

Data: Demographics, free and reduced lunch, ELA, etc.



This section displays the percentage distribution of students enrolled in the school for the selected year by race and ethnicity. These enrollment counts are from the school's October 1st census each school year.



This section displays the number of students enrolled at the school for the selected school year. School enrollment is further broken down for the following subgroups: ELL (English Language Learner), FRL (Free and Reduced Lunch), and SPED (students with disabilities). These enrollment counts are from the school's October 1st census each school year.

Thank You!

For questions please contact:

Terri Clark: tclark@readonarizona.org

Amy Kemp: dynamicanalysisllc.com

