

# Arizona Parent Leadership Council

November 13, 2019

Statewide Family Engagement Center  
Project



# Welcome and Introductions





# Why Literacy?

- 21st Century skill
- “4 Cs” of 21st Century education

**critical thinking  
communication  
collaboration  
creativity**

- demand of high standards of reading/writing proficiencies required by today’s society



# Language Skills Begin at Birth — or sooner

4.5  
months

Recognizes  
sound  
pattern of  
his/her  
name

6  
months

Uses own  
name or  
“momma”  
to segment  
speech and  
add a new  
word in a  
passage

8  
months

Distinguishes  
word patterns  
easily

9  
months

Hones in  
on native  
language/  
becomes  
language  
specialist



# Early Literacy Building Blocks

Early  
language  
abilities  
are  
directly  
related to  
later  
reading  
abilities.

Language is the precursor to reading.

# Language Matters: Amount and Quality

Preschoolers whose parents read to them, tell stories, and sing songs tend to develop larger vocabularies, become better readers, and perform better in school.

**The amount and diversity of verbal stimulation fosters early and rich language outcomes.**



**The amount of language a child hears affects processing speed and later vocabulary.**


# Reading

## Connection to Academic and Vocational Success

**3rd  
Grade**

reading levels  
are strong  
predictors of:

- ninth grade course performance
- high school graduation
- college attendance





## Language and literacy development is the result of an ongoing accumulation of experiences

Starts to read words on the page. Retells stories and makes connections.

6 yrs.

6 años



Starts to read words automatically. Expands knowledge by listening to and reading books.

7 yrs.

7 años



Reads chapter books. Is now learning an estimated 3,000 words a year.

8 yrs.

8 años





# Our Role Partners Work



### Family Literacy Resources

Free resources for families and practitioners.



### Explore AZ Schools

Learn about schools in Arizona.



### Parent-to-Parent Portal

Get updates about family literacy in AZ.



### About the AZ Family Engagement Center

Learn more about the project.

### Model Demonstration Hub Sites:



#### Year 1:

- ★ Blue Ridge Elementary (Pinetop-Lakeside)
- ★ Brett Tarver Elementary (Phoenix)
- ★ Lynn-Urquides Elementary (Tucson)

#### Year 2:

- ★ O.C. Johnson (Yuma)
- ★ Lattie Coor/Eliseo C. Felix (Avondale)
- ★ Peralta (Phoenix)

### GOALS:

- improve academic achievement for disadvantaged students
- empower parents with information to make good choices for their child's education
- Increase the capacity at state and local partners to provide high-quality family literacy services

Website: [readonarizona.org/resources/az-family-engagement-center/](http://readonarizona.org/resources/az-family-engagement-center/)

Ø Á~! }dÁ  
R•l ~l b! b•^Á  
Pb•^b,ÁŴ,c[b@

ARIZONA  
State Parent  
Leadership  
Advisory  
Council



Be an active parent leader in helping Arizona improve family engagement focused on literacy by joining as a member of the AZ Parent Leadership Advisory Council.

Help Arizona partners develop family literacy that is:  
\* Parent Designed \* Parent Informed \* Parent Led



# PLC Consensus Workshop

# Step 1 - CONTEXT

Set the Stage



- **State the purpose or aim of the workshop.**

- **Clarify the workshop question.**

- **Outline the process and timing.**

- **Lead the group in talking about the topic using a short focused conversation.**



# Step 2 - BRAINSTORM



Individually list answers to the workshop question.

Select important ideas and write them on ½ sheets (individually or in teams).

Pass up a first round of sheets (ask for the *clearest one*).

Participants label remaining sheets with tag symbols and place on the wall.



Generate  
New Ideas

# Step 3 - CLUSTER

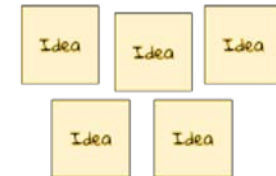
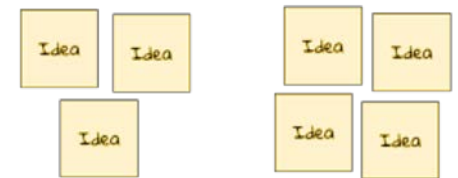


Form 4-6 pairs that clearly go together.

Ask for sheets with different ideas & develop clusters.

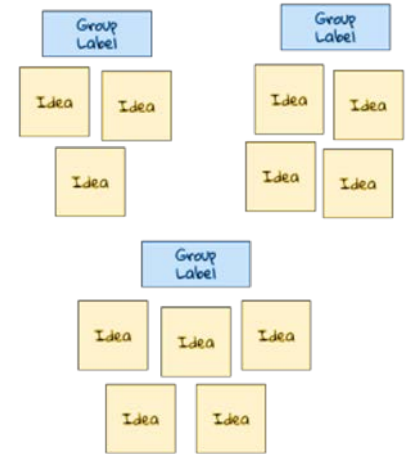
Form any new pairs; add to existing pairs; quickly give each cluster a 1-2 word tag.

Participants label remaining sheets with tag symbols and place on the wall.



Form New Relationships

# Step 4 - NAME



Talk through the largest cluster first.



Give the cluster a 3-7 word name or the title that answers the workshop question.



Repeat for the remaining clusters.

Discern a Consensus

# Step 5 - RESOLVE



1

Focus the group on this consensus by reading all of the title sheets.

2

Discuss the significance of the consensus.

3

Create a chart or image to hold the consensus (optional).

4

Discuss next steps and implications.

Confirm the  
Resolve





Questions?

