






Category	Photo/Graphic English	Post (English)	Week
Ask		Use play time as an opportunity for your child to learn colors and shapes. ASK them to pick and identify toys and blocks that are specific colors and shapes. #SmartTalkAZ	Week 1
Describe		Use your daily tasks as a learning opportunity. Don't let a chore get in the way of engaging with your child. Ask them to DESCRIBE the color of clothing you are folding. You can even ask them to go further and tell you what other objects in or around you house are the same color. #SmartTalkAZ	Week 2
Read		While you READ with your child, make sure you are asking them questions about what is on the pages of the book. Talking about shapes and colors is a great way to connect the words you are saying to the pictures on the pages of the book. #SmartTalkAZ	Week 3
Repeat		From early on, your child will start to use babble to identify objects. Make sure to REPEAT after them and let them know they are right and also make sure to associate their babble with the correct word. "Yes, your ba ba, bottle." #SmartTalkAZ	Week 4
Respond		Your baby will laugh and make "coos" and "ahhs". This means they want to talk to you. RESPOND to them and talk back to them by describing what you are doing that made them want to talk. #SmartTalkAZ	Week 5