

Early Literacy Fact Sheet

Arizona



3rd Grade Reading Proficiency, 2013

Arizona's Instrument to Measure Standards (AIMS)

Student Type	% Meets/Exceeds
All Arizona Students	77
Hispanic	69
Economically Disadvantaged	69
English Language Learners	58
Native American	57
Special Education	42

AIMS: % Meets or Exceeds
All Arizona Students



4th Grade Reading Proficiency, 2011

National Assessment of Education Progress (NAEP)

Student Type	% Proficient/Advanced
All US Students	32
Arizona Students	26
Hispanic	16
Economically Disadvantaged	15

- 3 out of every 4 fourth graders in Arizona cannot read proficiently.
- Only Nevada, Alaska and Washington, D.C. have lower NAEP percentages.

546,609

Population of children under age 6
2010; *US Census Bureau*

67%

Children ages 3 to 4 not enrolled in preschool
2009-11; *Kids Count*

78%

Schools with full-day kindergarten among those with kindergarten
2013; *Arizona Board of Education*

Workforce Implications

23%

- High school students not graduating/
not ready for college
Four year graduation rate: 77%
2012; *Arizona Department of Education*

Early Literacy Fact Sheet

Arizona




Arizona 3rd Grade Students Passing AIMS by County




Early Literacy Fact Sheet

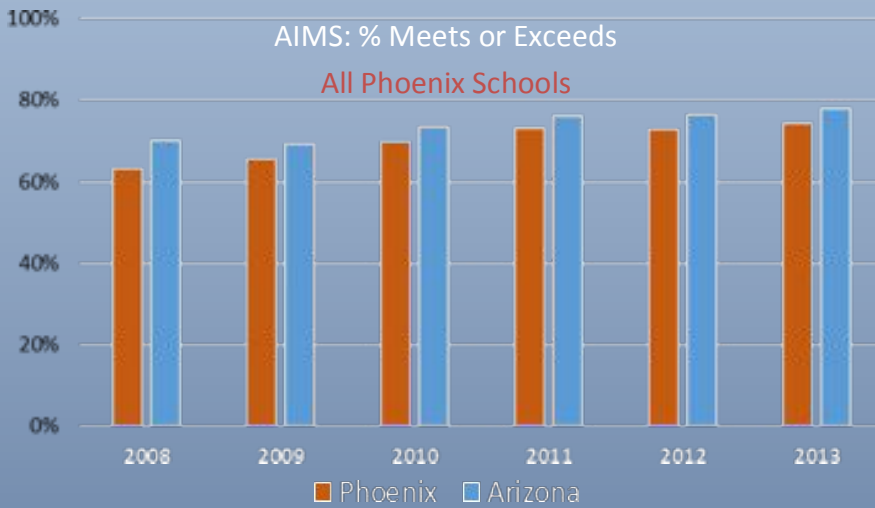
Phoenix



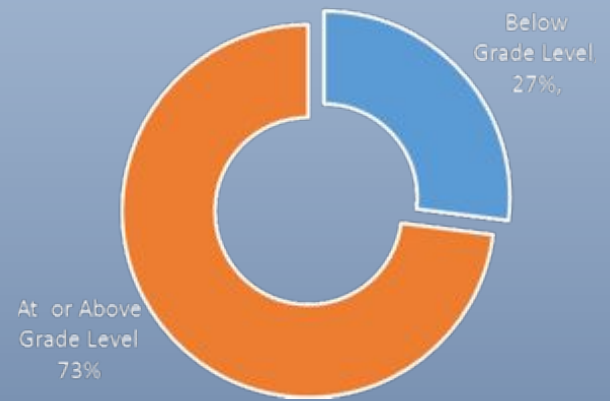
1 out of 3 3rd grade students with a score of "falling far below" in the state of Arizona attends a Phoenix school.



Over half of 3rd grade students in Maricopa County who are not reading proficiently attend a Phoenix school.



2013 3rd Grade Phoenix AIMS Reading Scores



2013 AIMS results for Phoenix 3rd Grade

